

PROFESSIONAL FOOT TREATMENT



PRODUCTS

TREATMENT STEPS

Natural Sanitizer Cleanser

200ml Bottle - Art. 01-021



1

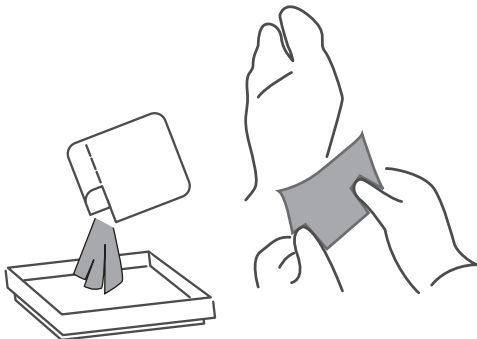
FOOT CLEANSING

Spray *Natural Sanitizer Cleanser* directly onto feet and massage until fully absorbed.

Do not rinse.

Calluspeeling Med

4 Patches - Art. 01-010



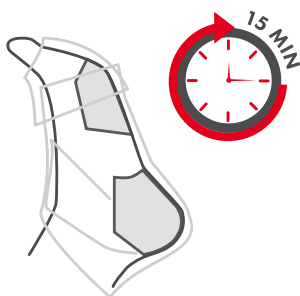
2

APPLICATION OF PATCHES

After putting on gloves, pour the contents of one pouch into the provided tray and apply the 4 CALLUSPEELING MED® patches onto the calloused area of the feet.

Calluspeeling Med

4 Patches - Art. 01-010



3

FIXING IN PLACE AND APPLICATION

Wrap both foot tight in clingfilm and wait for 15 min.

SKIN TYPES

All skin types. In case of serious diabetes, request advice from a specialist.

PROFESSIONAL FOOT TREATMENT

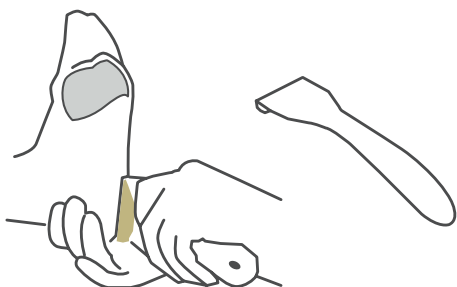


PRODUCTS

TREATMENT STEPS

Stainless Steel Spatula

Art. 01-011 S



4

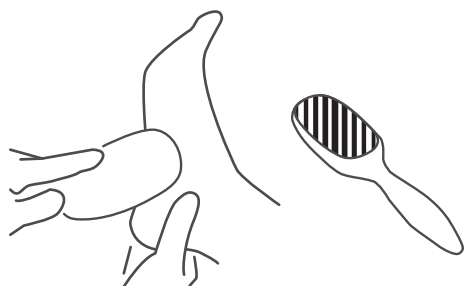
CALLOUSNESS REMOVAL

Remove a single patch (leave the others on the feet).

Remove the calloused skin using the scraper, then dry the foot.

Stainless Steel File

Art. 01-012 S



5

POLISHING

Apply the adhesive onto the brush. Polish quickly with enough pressure and speed, without stopping, until rolls of calloused skin start to detach.

Once this stage is finished, repeat stage 4.

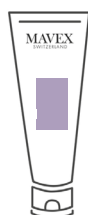
6

RINSING

At the end of the treatment, rinse feet with water and dry thoroughly.

Foot Daily Care Cream

100ml tube - Art. 01-009



7

CREAM MASSAGE

Apply a small quantity of *Foot Daily Care Cream* and massage the entire foot gently until fully absorbed.

SKIN TYPES

All skin types. In case of serious diabetes, request advice from a specialist.

PROFESSIONAL FOOT TREATMENT



WARNINGS

CALLUSPEELING MED[®] it's a Medical Device, carefully read instruction and warning written on the package before the use.

Wear gloves when handling the patches.
Avoid contact with the eyes.

Apply only to calloused skin under the foot.
Do not apply to face. Apply to feet only.

Do not apply to damaged or irritated skin, cuts, blisters, ulcers, dermatitis, hyperhidrosis or maceration.

For customers with specific conditions such as diabetic feet or pregnancy, it is advisable to seek the advice of a specialist before carrying out the treatment.

Stop use immediately if skin irritation occurs and rinse thoroughly with cold water.
If irritation persists, consult a doctor.

Do not use on the skin at the same time as other products or medications.

Disposable product, do not reuse once opened.

Keep out of reach of children.

Treat only once a week.

Disinfect tools thoroughly after each treatment.

IMPORTANT!

ATTENTION: Non-compliance with these operating instructions and with the safety rules can make the use of the product dangerous. The manufacturer accepts no responsibility for damage to property or personal injury caused by non-observance of the safety instructions. Keep these instructions for use and make them available to anyone who uses the product.

SKIN TYPES

All skin types. In case of serious diabetes, request advice from a specialist.

PROFESSIONAL FOOT TREATMENT



RESALE PRODUCTS FOR MAINTENANCE AT HOME

THEY ARE INDISPENSABLE TO BOOST THE EFFECTS OF THE CABIN TREATMENT



Apply **1 or 2 times a day** by massaging until fully absorbed. External use, avoid contact with eyes.



Intensive Repair Foot Cream

Emollient, healing and repairing cream suitable for:

- **dry and cracked skin**
- **sores**
- **thickened areas**
- **calluses**
- **corns**

It effectively regenerates and heals assisting the healing of sores, flaking and irritation due to rubbing.

Honey Foot Cream

Emollient, hydrating and tightening cream suitable for:

- **dry and dehydrated skin**
- **cracked heels**

It refreshes, moisturises, nourishes and softens, making skin exceptionally soft, silky and smooth.



Foot Daily Care Cream

Moisturising, nourishing and protective cream suitable for:

- **dry and dehydrated skin**
- **cracked heels**

With a refreshing and relaxing effect, it gives an immediate and pleasant sensation of relief and well-being, giving the feet a wonderful feeling of softness to the touch.

SKIN TYPES

All skin types. In case of serious diabetes, request advice from a specialist.